

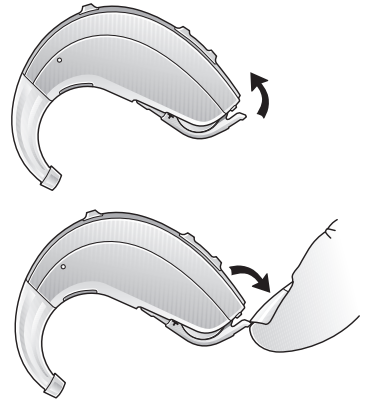
Flight mode

When boarding a flight, wireless functionality must be deactivated as it is not allowed to emit radio signals during flights.

The flight mode operation for ReSound UP has been updated, in order to prevent users from accidentally entering flight mode, and also to make it easier to re-enable wireless operation.

To enter flight mode

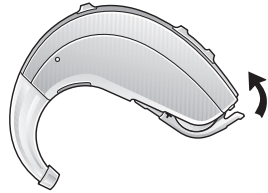
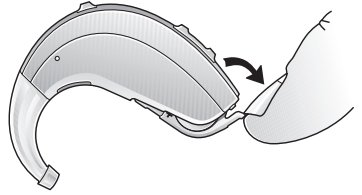
- 1 Close the battery door (HI is turned on)
- 2 Open the battery door within 10 seconds of doing operation #1 (HI is turned off)
- 3 Close the battery door (HI is turned on 2nd time)
- 4 Open the battery door within 10 seconds after doing operation #3 (HI is turned off 2nd time)
- 5 Close the battery door (HI is turned on 3rd time)



Flight mode (continued)

To exit flight mode

- 1 The hearing device must have been operating in Flight Mode for at least 10 seconds before attempting to enable wireless again.
- 2 Open and close the battery door.
- 3 Ten seconds after this operation is completed, wireless operation will begin again.



Audiologist contact details: