

danalogic GN

**danalogic Ambio Smart**

Your new Bluetooth®  
hearing aids



GN Making Life Sound Better

Your new danalogic Ambio Smart hearing aids have Bluetooth capability.

This is great news as this feature gives you lots of benefits including being able to hear sounds from your phone (calls, music and audio) directly through your hearing aids.

This feature is available on the smart devices listed here:

**[go.gn.com/app-support](https://go.gn.com/app-support)**

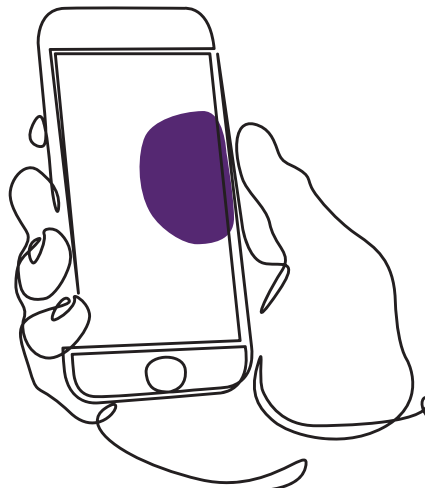
---

## Advantages of Bluetooth hearing aids

- Phone calls whilst wearing hearing aids can be tricky. Your new hearing aids will allow you to stream both phone and video calls directly. This makes it easier to hear what is being said.
- You no longer have to wear headphones to listen to music, videos or other audio from your smart device as the sound will be streamed into your hearing aids.

## Connecting your hearing aids for Bluetooth streaming

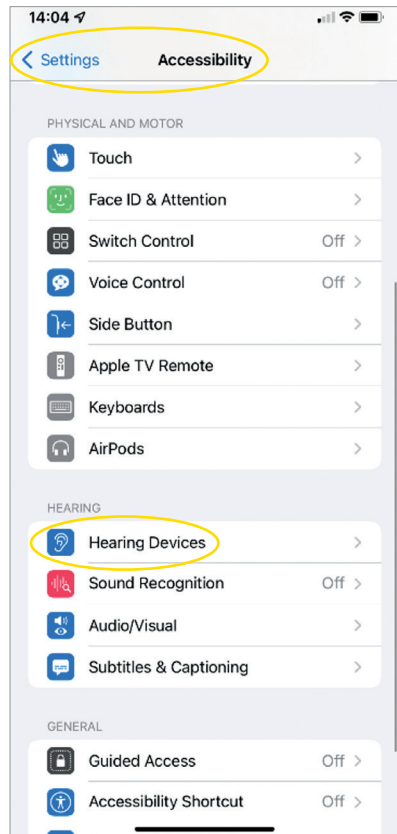
If you have a compatible smart device, please follow the instructions in this booklet to connect your hearing aids to it.

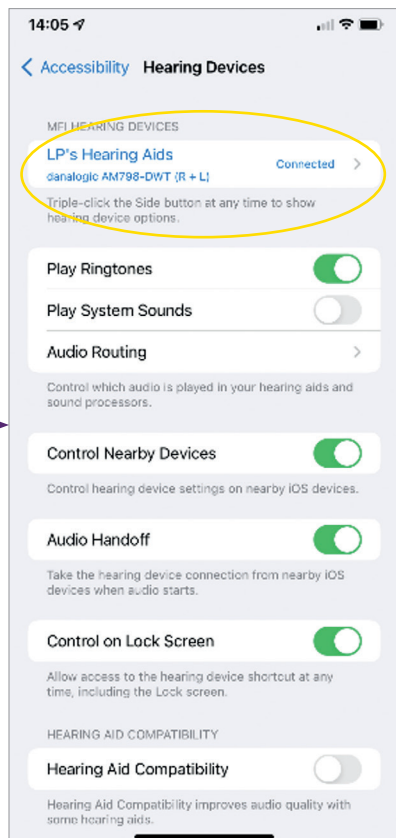
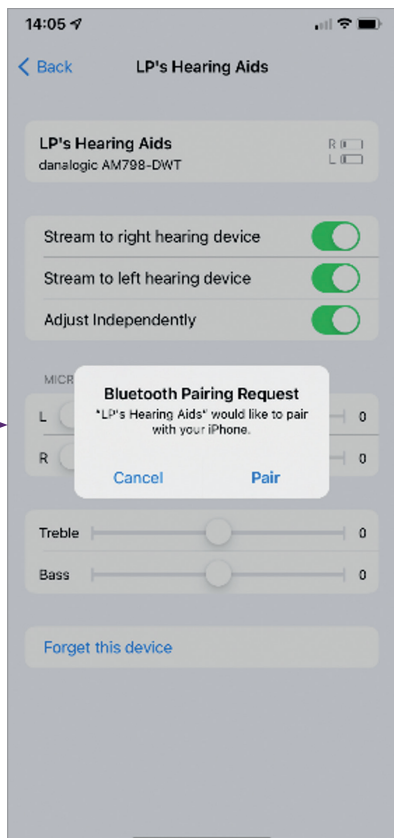


## How to pair your hearing aids with your Apple® device

Please follow these instructions in this specific order.

1. Turn your hearing aids off.
2. Turn on Bluetooth by going to the 'Settings' menu on your Apple device. The slider turns green when you activate Bluetooth.
3. Go back to the main Settings menu and then tap on 'Accessibility'.
4. Scroll down to 'Hearing Devices'.
5. If your hearing aids are already switched on, please restart them. Otherwise, please turn your hearing aids on. This will ensure that your Apple device can detect your hearing aids.





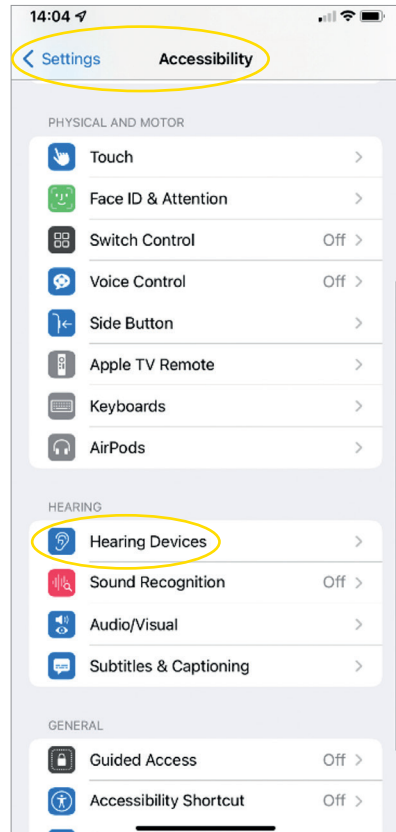
6. Tap on 'Pair'. If you have two hearing aids, you will need to accept twice.
7. Go to the App Store and search for 'BeMore'.
8. Download the BeMore app, open it and tap 'Get Started'.
9. Follow the instructions on the screen to connect to the app. You are now ready to go.

*NOTE: These are the steps and how it looks in iOS 13 and newer*

## If you need to re-pair your Apple device

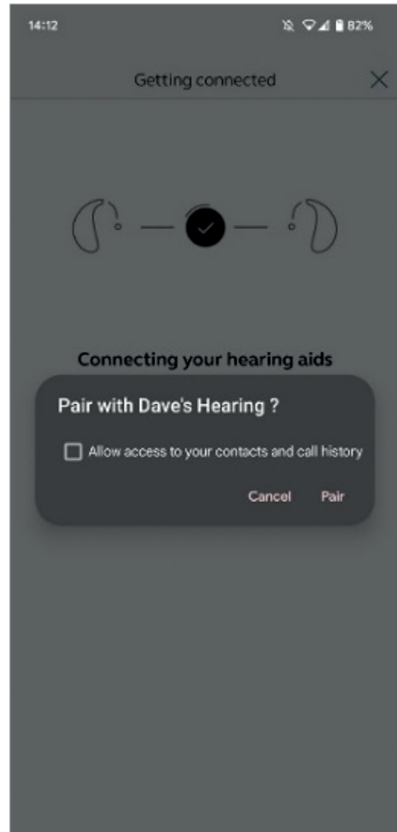
If one or both of your hearing aids have been replaced, you will need to re-pair them to your smart device.

1. Start by removing the old hearing aids by going to the Settings menu.
2. Scroll down and select 'Accessibility'.
3. Select 'Hearing Devices'.
4. Select the hearing aids on screen under the 'MFI Hearing Devices' section and tap on 'Forget this device'.
5. Restart your new hearing aids and press 'Pair'. You will need to tap 'Pair' twice if you are wearing two hearing aids.



## How to pair your hearing aids with your Android™ device

1. Go to the Google Play Store, search for 'BeMore' and download the app.
2. Once downloaded, open the app and tap 'Get Started'.
3. Follow the instructions on the screen to connect to the app. You are now ready to go.



## If you need to re-pair your Android device

If one or both of your hearing aids have been replaced, you will need to re-pair them to your smart device.

1. Swipe down from the top of the screen to open the Settings menu, then hold the Bluetooth icon for 2 seconds.
2. Hold the Settings icon for Hearing Aids for 2 seconds.
3. Select 'Forget'.
4. Open the BeMore app.
5. Open the 'BeMore Menu' and select 'Pair new hearing aids'. Then follow the instructions on screen to connect. You are now ready to go.





# danalogic GN

If you are having difficulties, please check our website [danalogic.co.uk/patient-portal](https://danalogic.co.uk/patient-portal) for more guidance.



Scan me for instant access to hearing aid support, care instructions, how to videos and more.

© 2022 The GN ReSound Group, all rights reserved. Danalogic is a trademark of GN Hearing A/S. Apple and the Apple logo are trademarks of Apple Inc., registered in the U.S. and other countries. App Store is a service mark of Apple Inc., registered in the U.S. and other countries. Android, Google Play and the Google Play logo are trademarks of Google LLC. The Bluetooth word mark and logos are registered trademarks owned by Bluetooth SIG, Inc.





# danalogic GN

Danalogic from GN works harder to drive positive outcomes across the whole patient journey, enabling the NHS to deliver better care where it really matters.

Danalogic is part of the GN Group – pioneering great sound from world-leading hearing devices to Jabra office headsets and sports headphones. Founded in 1869 and employing over 5,000 people. GN makes life sound better.

[www.danalogic.co.uk](http://www.danalogic.co.uk)



GN Hearing UK Ltd.  
Unit 13,  
Talisman Business Centre,  
Bicester OX26 6HR  
Tel: +44 1869 352 800  
Fax: +44 1869 343 466  
[danalogicuk@gnhearing.com](mailto:danalogicuk@gnhearing.com)  
[www.danalogic.co.uk](http://www.danalogic.co.uk)